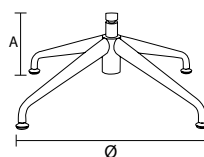


CHIP-BASE CON POMPA A GAS ASSEMBLATA COMPLETA DI PIEDINI

CHIP-BASE WITH GAS PUMP ASSEMBLED COMPLETE WITH FEET

CODICE/CODE	FINITURA/FINISHING	Q. KIT	Q. MIN/PACK	Ø	B	C	KG. x1/WT.x1	VOL. x1/UNIT VOL.
110203-005	■ NERO/BLACK	x1	100	650	385	90	2,90	mc. 0,02
110204-010	■ GRIGIO/GRAY	x1	100	650	385	90	2,90	mc. 0,02
110210-035	■ CROMATO/CHROME	x1	100	650	385	90	2,90	mc. 0,02

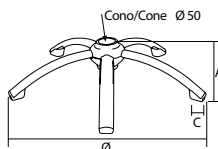
ALTEZZA DA TERRA A RICHIESTA
HEIGHT FROM GROUND ON REQUEST



MOON-BASE A 4 RAZZE CON MECCANISMO ASSEMBLATO DI RITORNO AUTOMATICO

MOON-FOUR-STAR BASE WITH AUTO-RETURN SWIVEL MECHANISM ASSEMBLED

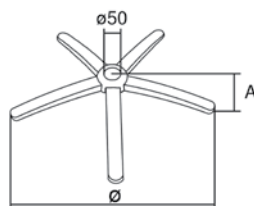
CODICE/CODE	FINITURA/FINISHING	Q. KIT	Q. MIN/PACK	Ø	A	KG. x1/WT.x1	VOL. x1/UNIT VOL.
110210-065	■ CROMATO/CHROME	x1	100	650	290	3,00	mc. 0,02



ONDA-BASE IN TUBO ELLITTICO 40X20, SPESSORE 2 mm CON COPRISALDATURA

ONDA-BASE ELLIPTICAL PIPE 40X20. THICKNESS 2 MM WITH COVER WELDING

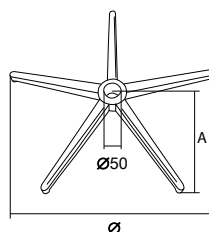
CODICE/CODE	FINITURA/FINISHING	Q. KIT	Q. MIN/PACK	A	Ø	C	KG. x1/WT.x1	VOL. x1/UNIT VOL.
110203-020	■ NERO/BLACK	x1	150	130	580	Ø 11	2,50	mc. 0,025
110204-022	■ GRIGIO/GRAY	x1	150	130	580	Ø 11	2,50	mc. 0,025
110210-001	■ CROMATO/CHROME	x1	150	130	580	Ø 11	2,50	mc. 0,025
110203-024	■ NERO/BLACK	x1	150	130	620	Ø 11	2,65	mc. 0,025
110204-020	■ GRIGIO/GRAY	x1	150	130	620	Ø 11	2,65	mc. 0,025
110210-003	■ CROMATO/CHROME	x1	150	130	620	Ø 11	2,65	mc. 0,025



B40-BASE IN METALLO CON COPRISALDATURA

B40-CHROME METAL BASE + WELDING COVER

CODICE/CODE	FINITURA/FINISHING	Q. KIT	Q. MIN/PACK	Ø	A	KG. x1/WT.x1	VOL. x1/UNIT VOL.
110210-027	■ CROMATO/CHROME	x1	5	640	60	2,85	mc. 0,014
110210-024	■ CROMATO/CHROME	x1	5	700	65	3,18	mc. 0,020




B50-BASE A 5 RAZZE IN METALLO CON COPRISALDATURA

B50-CHROME METAL BASE + WELDING COVER

CODICE/CODE	FINITURA/FINISHING	Q. KIT	Q. MIN/PACK	Ø	A	KG. x1/WT.x1	VOL. x1/UNIT VOL.
110210-057	■ CROMATO/CHROME	x1	5	640	112	2,25	mc. 0,0117
110210-058	■ CROMATO/CHROME	x1	5	700	118	2,50	mc. 0,0126



Certified



BIFMA TEST



CERTIFIED BY
BIFMA

